


**Shareholding Pattern under Regulation 31 of SEBI (Listing Obligations and Disclosure Requirements) Regulations, 2015**

|    |   |
|----|---|
| 1. | Name of Listed Entity: Navkar Corporation Limited   |
| 2. | Scrip Code/Name of Scrip/Class of Security: 539332  |
| 3. | Share Holding Pattern Filed under: Reg. 31(1)(a)/Reg. 31(1)(b)/Reg.31(1)(c)   |
|    | a. If under 31(1)(b) then indicate the report for Quarter ending : 30.03.2019   |
|    | b. If under 31(1)(c) then indicate date of allotment/extinguishment   |
| 4. | Declaration: The Listed entity is required to submit the following declaration to the extent of submission of information:- |

|   | Particulars  | Yes* | No* |
|---|--|------|-----|
| 1 | Whether the Listed Entity has issued any partly paid up shares?                        |      | No  |
| 2 | Whether the Listed Entity has issued any Convertible Securities or Warrants?           |      | No  |
| 3 | Whether the Listed Entity has any shares against which depository receipts are issued? |      | No  |
| 4 | Whether the Listed Entity has any shares in locked-in?                                 |      | No  |
| 5 | Whether any shares held by promoters are pledge or otherwise encumbered?               |      | No  |

\* If the Listed Entity selects the option 'No' for the questions above, the columns for the partly paid up shares, Outstanding Convertible Securities/Warrants, depository receipts, locked-in shares, No of shares pledged or otherwise encumbered by promoters, as applicable, shall not be displayed at the time of dissemination on the Stock Exchange website. Also wherever there is 'No' declared by Listed Entity in above table the values will be considered as 'Zero' by default on submission of the format of holding of specified securities.



**Navkar Corporation Limited**

**Table I - Summary Statement holding of specified securities**


| Category | Category of shareholder       | Nos. of shareholders | No. of fully paid up equity shares held | No. of Partly paid-up equity shares held | No. of shares underlying Depository Receipts | Total nos. shares held | Shareholding as a % of total no. of shares (calculated as per SCRR, 1957) | Number of Voting Rights held in each class of securities |             |                  | Shares Underlying Outstanding convertible securities (including | ing, as a % assuming full conversion of convertible securities | Number of Locked in shares |          | Number of Shares pledged or otherwise encumbered |          | Number of equity shares held in dematerialised form |                                |
|----------|-------------------------------|----------------------|---|--|--|------------------------|---|--|-------------|------------------|---|--|----------------------------|----------|--|----------|---|--------------------------------|
|          |                               |                      |   |  |  |                        |   | No of Voting Rights                                      |             |                  |   |  | Total as a % of (A+B+C)    | No. (a)  | As a % of total Shares held(b)                   | No. (a)  |   | As a % of total Shares held(b) |
|          |                               |                      |   |  |  |                        |   | Class eg: X  | Class eg: y | Total            |   |  |                            |          |  |          |   |                                |
| (I)      | (II)                          | (III)                | (IV)                                    | (V)                                      | (VI)   | (VII) =                | (VIII) As a   | (IX)   |             |                  | (X)   | (XI)=  | (XII)                      |          | (XIII)   | (XIV)    |   |                                |
| (A)      | Promoter & Promoter Group     | 9                    | 103898347                               | 0  | 0  | 103898347              | 69.0266   | 103898347  | 0           | 103898347        | 69.0266   | 0  | 69.0266                    | 0        | 0  | 0        | 0   | 103898347                      |
| (B)      | Public                        | 38977                | 46620834                                | 0  | 0  | 46620834               | 30.9734   | 46620834   | 0           | 46620834         | 30.9734   | 0  | 30.9734                    | 0        | 0  | NA       | NA  | 46620832                       |
| (C)      | Non Promoter - Non Public     |                      |   |  |  | 0                      |   |  | 0           |                  | 0   | 0  |                            | 0        | NA   | NA       |   |                                |
| (C1)     | Shares Underlying DRs         | 0                    | 0                                       | 0  | 0  | 0                      | 0   | 0  | 0           | 0                | 0   | 0  | 0                          | 0        | 0  | NA       | NA  | 0                              |
| (C2)     | Shares Held By Employee Trust | 0                    | 0                                       | 0  | 0  | 0                      | 0   | 0  | 0           | 0                | 0   | 0  | 0                          | 0        | 0  | NA       | NA  | 0                              |
|          | <b>Total</b>                  | <b>38986</b>         | <b>150519181</b>                        | <b>0</b>                                 | <b>0</b>                                     | <b>150519181</b>       | <b>100</b>  | <b>150519181</b>   | <b>0</b>    | <b>150519181</b> | <b>100</b>  | <b>0</b>   | <b>100</b>                 | <b>0</b> | <b>0</b>   | <b>0</b> | <b>0</b>  | <b>150519179</b>               |



**Navkar Corporation Limited**

**Table II - Statement showing shareholding pattern of the Promoter and Promoter Group**


| Category & Name of the shareholders | PAN  | Nos. of shareholders | No. of fully paid up equity shares held | Partly paid-up equity shares held | No. of shares underlying Depository Receipts | Total nos. shares held | Shareholding % calculated as per SCRR, 1957 As a % of (A+B+C2) | Number of Voting Rights held in each class of securities |                  |          | No. of Shares Underlying Outstanding convertible securities (including Warrants) | Shareholding, as a % assuming full conversion of convertible securities (as a percentage of diluted share capital) | Number of Locked in shares |                | Number of Shares pledged or otherwise encumbered |          | Number of equity shares held in dematerialised form |                                |
|-------------------------------------|--|----------------------|---|-----------------------------------|--|------------------------|--|--|------------------|----------|--|--|----------------------------|----------------|--|----------|---|--------------------------------|
|                                     |  |                      |   |                                   |  |                        |  | No of Voting Rights                                      |                  |          |  |  | Total as a % of (A+B+C)    | No. (a)        | As a % of total Shares held(b)                   | No. (a)  |   | As a % of total Shares held(b) |
|                                     |  |                      |   |                                   |  |                        |  | Class ag: X  | Class ag: y      | Total    |  |  |                            |                |  |          |   |                                |
| (I)                                 | (II)   | (III)                | (IV)                                    | (V)                               | (VI)   | (VII) =                | (VIII) As a %  | (IX)   |                  |          | (X)  | (XI) = (VII)+(X) As  | (XII)                      | (XIII)         | (XIV)  |          |   |                                |
| <b>1</b>                            | <b>Indian</b>  |                      |   |                                   |  |                        |  |  |                  |          |  |  |                            |                |  |          |   |                                |
| (a)                                 | Individuals / Hindu Undivided Family   |                      | 8                                       | 94650000                          | 0  | 0                      | 94650000   | 62.8824  | 94650000         | 0        | 94650000   | 62.8824  | 0                          | 62.8824        | 0  | 0        | 0   | 94650000                       |
|                                     | Shantilal Jayavantraj Mehta  | ACUPM2302F           | 1                                       | 45075000                          | 0  | 0                      | 45075000   | 29.9463  | 45075000         | 0        | 45075000   | 29.9463  | 0                          | 29.9463        | 0  | 0        | 0   | 45075000                       |
|                                     | Nemichand J Mehta  | AMCPM6064C           | 1                                       | 28900000                          | 0  | 0                      | 28900000   | 19.2002  | 28900000         | 0        | 28900000   | 19.2002  | 0                          | 19.2002        | 0  | 0        | 0   | 28900000                       |
|                                     | Shailaja Nemichand Mehta   | ACUPM2300H           | 1                                       | 18365000                          | 0  | 0                      | 18365000   | 12.2011  | 18365000         | 0        | 18365000   | 12.2011  | 0                          | 12.2011        | 0  | 0        | 0   | 18365000                       |
|                                     | Kunthukumar S Mehta  | ACUPM2301G           | 1                                       | 2100000                           | 0  | 0                      | 2100000  | 1.3952   | 2100000          | 0        | 2100000  | 1.3952   | 0                          | 1.3952         | 0  | 0        | 0   | 2100000                        |
|                                     | Sairabal J Mehta   | ACUPM2303E           | 1                                       | 1200000                           | 0  | 0                      | 1200000  | 0.0797   | 1200000          | 0        | 1200000  | 0.0797   | 0                          | 0.0797         | 0  | 0        | 0   | 1200000                        |
|                                     | Jayesh Nemichand Mehta   | AMUPM8467D           | 1                                       | 30000                             | 0  | 0                      | 30000  | 0.0199   | 30000            | 0        | 30000  | 0.0199   | 0                          | 0.0199         | 0  | 0        | 0   | 30000                          |
|                                     | Kamalbal S Mehta   | ACUPM2299K           | 1                                       | 30000                             | 0  | 0                      | 30000  | 0.0199   | 30000            | 0        | 30000  | 0.0199   | 0                          | 0.0199         | 0  | 0        | 0   | 30000                          |
|                                     | Seema Mehta  | AKKPM0187G           | 1                                       | 30000                             | 0  | 0                      | 30000  | 0.0199   | 30000            | 0        | 30000  | 0.0199   | 0                          | 0.0199         | 0  | 0        | 0   | 30000                          |
| (b)                                 | Central Government / State Government(s)                                     |                      | 0                                       | 0                                 | 0  | 0                      | 0  | 0  | 0                | 0        | 0  | 0  | 0                          | 0              | 0  | 0        | 0   | 0                              |
| (c)                                 | Financial Institutions / Banks   |                      | 0                                       | 0                                 | 0  | 0                      | 0  | 0  | 0                | 0        | 0  | 0  | 0                          | 0              | 0  | 0        | 0   | 0                              |
| (d)                                 | Any Other (Specify)  |                      | 1                                       | 9248347                           | 0  | 0                      | 9248347  | 6.1443   | 9248347          | 0        | 9248347  | 6.1443   | 0                          | 6.1443         | 0  | 0        | 0   | 9248347                        |
|                                     | Bodles Corporate   |                      | 1                                       | 9248347                           | 0  | 0                      | 9248347  | 6.1443   | 9248347          | 0        | 9248347  | 6.1443   | 0                          | 6.1443         | 0  | 0        | 0   | 9248347                        |
|                                     | Sidhartha Corporation Private Limited  | AAPCS4008J           | 1                                       | 9248347                           | 0  | 0                      | 9248347  | 6.1443   | 9248347          | 0        | 9248347  | 6.1443   | 0                          | 6.1443         | 0  | 0        | 0   | 9248347                        |
|                                     | <b>Sub Total (A)(1)</b>  |                      | <b>9</b>                                | <b>103898347</b>                  | <b>0</b>                                     | <b>0</b>               | <b>103898347</b>   | <b>69.0266</b>   | <b>103898347</b> | <b>0</b> | <b>103898347</b>   | <b>69.0266</b>   | <b>0</b>                   | <b>69.0266</b> | <b>0</b>   | <b>0</b> | <b>0</b>  | <b>103898347</b>               |
| <b>2</b>                            | <b>Foreign</b>   |                      |   |                                   |  |                        |  |  |                  |          |  |  |                            |                |  |          |   |                                |
| (a)                                 | Individuals (Non-Resident Individuals / Foreign Individuals)                 |                      | 0                                       | 0                                 | 0  | 0                      | 0  | 0  | 0                | 0        | 0  | 0  | 0                          | 0              | 0  | 0        | 0   | 0                              |
| (b)                                 | Government   |                      | 0                                       | 0                                 | 0  | 0                      | 0  | 0  | 0                | 0        | 0  | 0  | 0                          | 0              | 0  | 0        | 0   | 0                              |
| (c)                                 | Institutions   |                      | 0                                       | 0                                 | 0  | 0                      | 0  | 0  | 0                | 0        | 0  | 0  | 0                          | 0              | 0  | 0        | 0   | 0                              |
| (d)                                 | Foreign Portfolio Investor   |                      | 0                                       | 0                                 | 0  | 0                      | 0  | 0  | 0                | 0        | 0  | 0  | 0                          | 0              | 0  | 0        | 0   | 0                              |
| (e)                                 | Any Other (Specify)  |                      | 0                                       | 0                                 | 0  | 0                      | 0  | 0  | 0                | 0        | 0  | 0  | 0                          | 0              | 0  | 0        | 0   | 0                              |
|                                     | <b>Sub Total (A)(2)</b>  |                      | <b>0</b>                                | <b>0</b>                          | <b>0</b>                                     | <b>0</b>               | <b>0</b>   | <b>0</b>   | <b>0</b>         | <b>0</b> | <b>0</b>   | <b>0</b>   | <b>0</b>                   | <b>0</b>       | <b>0</b>   | <b>0</b> | <b>0</b>  | <b>0</b>                       |
|                                     | <b>Total Shareholding Of Promoter And Promoter Group (A) = (A)(1)+(A)(2)</b> |                      | <b>9</b>                                | <b>103898347</b>                  | <b>0</b>                                     | <b>0</b>               | <b>103898347</b>   | <b>69.0266</b>   | <b>103898347</b> | <b>0</b> | <b>103898347</b>   | <b>69.0266</b>   | <b>0</b>                   | <b>69.0266</b> | <b>0</b>   | <b>0</b> | <b>0</b>  | <b>103898347</b>               |



**Navkar Corporation Limited**

**Table III - Statement showing shareholding pattern of the Public shareholder**

| Category & Name of the shareholders   | PAN        | Nos. of shareholders | No. of fully paid up equity shares held | Partly paid-up equity shares held | No. of shares underlying Depository Receipts | Total nos. shares held | Shareholding % calculated as per SCRR, 1957 As a % of (A+B+C2) | Number of Voting Rights held in each class of securities |             |          | Shares Underlying Outstanding convertible securities (including securities) | ing, as a % assuming full conversion of convertible securities | Number of Locked in shares |         | Number of Shares pledged or otherwise encumbered |         | Number of equity shares held in dematerialised form |                                |
|---|------------|----------------------|---|-----------------------------------|--|------------------------|--|--|-------------|----------|---|--|----------------------------|---------|--|---------|---|--------------------------------|
|   |            |                      |   |                                   |  |                        |  | No of Voting Rights                                      |             |          |   |  | Total as a % of (A+B+C)    | No. (a) | As a % of total Shares held(b)                   | No. (a) |   | As a % of total Shares held(b) |
|   |            |                      |   |                                   |  |                        |  | Class eq: X  | Class eq: y | Total    |   |  |                            |         |  |         |   |                                |
| (I)   | (II)       | (III)                | (IV)                                    | (V)                               | (VI)   | (VII) =                | (VIII) As a %  | (IX)   |             |          | (X)   | (XI)=  | (XII)                      |         | (XIII)   |         | (XIV)   |                                |
| <b>1 Institutions</b>   |            |                      |   |                                   |  |                        |  |  |             |          |   |  |                            |         |  |         |   |                                |
| (a) Mutual Fund   |            | 4                    | 16438124                                | 0                                 | 0  | 16438124               | 10.9209  | 16438124   | 0           | 16438124 | 10.9209   | 0  | 10.9209                    | 0       | 0  | NA      | NA  | 16438124                       |
| Reliance Capital Trustee Co. Ltd-A/C Reliancesmall Cap Fund                         | AAATR0090B | 1                    | 9839108                                 | 0                                 | 0  | 9839108                | 6.5368   | 9839108  | 0           | 9839108  | 6.5368  | 0  | 6.5368                     | 0       | 0  | NA      | NA  | 9839108                        |
| L&T Mutual Fund Trustee Limited-L&T Emerging Businesses Fund                        | AAATC4460E | 1                    | 4590996                                 | 0                                 | 0  | 4590996                | 3.0501   | 4590996  | 0           | 4590996  | 3.0501  | 0  | 3.0501                     | 0       | 0  | NA      | NA  | 4590996                        |
| Idfc Infrastructure Fund  | AAETS9556K | 1                    | 2007991                                 | 0                                 | 0  | 2007991                | 1.334  | 2007991  | 0           | 2007991  | 1.334   | 0  | 1.334                      | 0       | 0  | NA      | NA  | 2007991                        |
| (b) Venture Capital Funds   |            | 0                    | 0                                       | 0                                 | 0  | 0                      | 0  | 0  | 0           | 0        | 0   | 0  | 0                          | 0       | 0  | NA      | NA  | 0                              |
| (c) Alternate Investment Funds  |            | 0                    | 0                                       | 0                                 | 0  | 0                      | 0  | 0  | 0           | 0        | 0   | 0  | 0                          | 0       | 0  | NA      | NA  | 0                              |
| (d) Foreign Venture Capital investors   |            | 0                    | 0                                       | 0                                 | 0  | 0                      | 0  | 0  | 0           | 0        | 0   | 0  | 0                          | 0       | 0  | NA      | NA  | 0                              |
| (e) Foreign Portfolio Investor  |            | 11                   | 1116264                                 | 0                                 | 0  | 1116264                | 0.7416   | 1116264  | 0           | 1116264  | 0.7416  | 0  | 0.7416                     | 0       | 0  | NA      | NA  | 1116264                        |
| (f) Financial Institutions / Banks  |            | 2                    | 393841                                  | 0                                 | 0  | 393841                 | 0.2617   | 393841   | 0           | 393841   | 0.2617  | 0  | 0.2617                     | 0       | 0  | NA      | NA  | 393841                         |
| (g) Insurance Companies   |            | 0                    | 0                                       | 0                                 | 0  | 0                      | 0  | 0  | 0           | 0        | 0   | 0  | 0                          | 0       | 0  | NA      | NA  | 0                              |
| (h) Provident Funds/ Pension Funds  |            | 0                    | 0                                       | 0                                 | 0  | 0                      | 0  | 0  | 0           | 0        | 0   | 0  | 0                          | 0       | 0  | NA      | NA  | 0                              |
| (i) Any Other (Specify)   |            | 0                    | 0                                       | 0                                 | 0  | 0                      | 0  | 0  | 0           | 0        | 0   | 0  | 0                          | 0       | 0  | NA      | NA  | 0                              |
| Sub Total (B)(1)  |            | 17                   | 17948229                                | 0                                 | 0  | 17948229               | 11.9242  | 17948229   | 0           | 17948229 | 11.9242   | 0  | 11.9242                    | 0       | 0  | NA      | NA  | 17948229                       |
| <b>2 Central Government/ State Government(s)/ President of India</b>                |            |                      |   |                                   |  |                        |  |  |             |          |   |  |                            |         |  |         |   |                                |
| Sub Total (B)(2)  |            | 0                    | 0                                       | 0                                 | 0  | 0                      | 0  | 0  | 0           | 0        | 0   | 0  | 0                          | 0       | 0  | NA      | NA  | 0                              |
| <b>3 Non-Institutions</b>   |            |                      |   |                                   |  |                        |  |  |             |          |   |  |                            |         |  |         |   |                                |
| (a) Individuals   |            |                      |   | 0                                 | 0  |                        |  |  |             |          |   |  |                            |         |  | NA      | NA  |                                |
| i. Individual shareholders holding nominal share capital up to Rs. 2 lakhs.         |            | 36300                | 13463185                                | 0                                 | 0  | 13463185               | 8.9445   | 13463185   | 0           | 13463185 | 8.9445  | 0  | 8.9445                     | 0       | 0  | NA      | NA  | 13463183                       |
| ii. Individual shareholders holding nominal share capital in excess of Rs. 2 lakhs. |            | 74                   | 4224401                                 | 0                                 | 0  | 4224401                | 2.8066   | 4224401  | 0           | 4224401  | 2.8066  | 0  | 2.8066                     | 0       | 0  | NA      | NA  | 4224401                        |
| (b) NBFCs registered with RBI   |            | 8                    | 1013340                                 | 0                                 | 0  | 1013340                | 0.6732   | 1013340  | 0           | 1013340  | 0.6732  | 0  | 0.6732                     | 0       | 0  | NA      | NA  | 1013340                        |
| Trust Employee  |            | 0                    | 0                                       | 0                                 | 0  | 0                      | 0  | 0  | 0           | 0        | 0   | 0  | 0                          | 0       | 0  | NA      | NA  | 0                              |
| (d) Overseas Depositories(holding DRs) (balancing figure)                           |            | 0                    | 0                                       | 0                                 | 0  | 0                      | 0  | 0  | 0           | 0        | 0   | 0  | 0                          | 0       | 0  | NA      | NA  | 0                              |
| (e) Any Other (Specify)   |            | 2578                 | 9971679                                 | 0                                 | 0  | 9971679                | 6.6249   | 9971679  | 0           | 9971679  | 6.6249  | 0  | 6.6249                     | 0       | 0  | NA      | NA  | 9971679                        |
| Trusts  |            | 1                    | 500                                     | 0                                 | 0  | 500                    | 0.0003   | 500  | 0           | 500      | 0.0003  | 0  | 0.0003                     | 0       | 0  | NA      | NA  | 500                            |
| Hindu Undivided Family  |            | 1554                 | 1255935                                 | 0                                 | 0  | 1255935                | 0.8344   | 1255935  | 0           | 1255935  | 0.8344  | 0  | 0.8344                     | 0       | 0  | NA      | NA  | 1255935                        |
| Non Resident Indians (Non Repat)  |            | 133                  | 128829                                  | 0                                 | 0  | 128829                 | 0.0856   | 128829   | 0           | 128829   | 0.0856  | 0  | 0.0856                     | 0       | 0  | NA      | NA  | 128829                         |
| Non Resident Indians (Repat)  |            | 402                  | 576456                                  | 0                                 | 0  | 576456                 | 0.383  | 576456   | 0           | 576456   | 0.383   | 0  | 0.383                      | 0       | 0  | NA      | NA  | 576456                         |
| Foreign Portfolio Investor (Individual)   |            | 1                    | 200                                     | 0                                 | 0  | 200                    | 0.0001   | 200  | 0           | 200      | 0.0001  | 0  | 0.0001                     | 0       | 0  | NA      | NA  | 200                            |
| Clearing Member   |            | 180                  | 2253537                                 | 0                                 | 0  | 2253537                | 1.4972   | 2253537  | 0           | 2253537  | 1.4972  | 0  | 1.4972                     | 0       | 0  | NA      | NA  | 2253537                        |
| Bodies Corporate  |            | 307                  | 5756222                                 | 0                                 | 0  | 5756222                | 3.8242   | 5756222  | 0           | 5756222  | 3.8242  | 0  | 3.8242                     | 0       | 0  | NA      | NA  | 5756222                        |
| Sub Total (B)(3)  |            | 38960                | 28672605                                | 0                                 | 0  | 28672605               | 19.0491  | 28672605   | 0           | 28672605 | 19.0491   | 0  | 19.0491                    | 0       | 0  | NA      | NA  | 28672603                       |
| <b>Total Public Shareholding (B)= (B)(1)+(B)(2)+(B)(3)</b>                          |            | 38977                | 46620834                                | 0                                 | 0  | 46620834               | 30.9734  | 46620834   | 0           | 46620834 | 30.9734   | 0  | 30.9734                    | 0       | 0  | NA      | NA  | 46620832                       |



**Navkar Corporation Limited**

**Table IV - Statement showing shareholding pattern of the Non Promoter- Non Public shareholder**

|     | Category & Name of the shareholders  | PAN   | Nos. of shareholders | No. of fully paid up equity shares held | Partly paid-up equity shares held | No. of shares underlying Depository Receipts | Total nos. shares held | Shareholding % calculated as per SCRR, 1957 As a % of (A+B+C2) | Number of Voting Rights held in each class of securities |             |       | Shares Underlying Outstanding convertible securities (including | ing, as a % assuming full conversion of convertible securities | Number of Locked In shares |         | Number of Shares pledged or otherwise encumbered |         | Number of equity shares held in dematerialised form |                                |
|-----|--|-------|----------------------|---|-----------------------------------|--|------------------------|--|--|-------------|-------|---|--|----------------------------|---------|--|---------|---|--------------------------------|
|     |  |       |                      |   |                                   |  |                        |  | No of Voting Rights                                      |             |       |   |  | Total as a % of (A+B+C)    | No. (a) | As a % of total Shares held(b)                   | No. (a) |   | As a % of total Shares held(b) |
|     |  |       |                      |   |                                   |  |                        |  | Class eg: X  | Class eg: y | Total |   |  |                            |         |  |         |   |                                |
| (I) | (II)   | (III) | (IV)                 | (V)                                     | (VI)                              | (VII) =                                      | (VIII) As a            | (IX)   |  |             | (X)   | (XI)=   | (XII)  |                            | (XIII)  |  | (XIV)   |   |                                |
| 1   | Custodian/DR Holder  |       | 0                    | 0                                       | 0                                 | 0  | 0                      | 0  | 0  | 0           | 0     | 0   | 0  | 0                          | 0       | 0  | 0       | 0   | 0                              |
| 2   | Employee Benefit Trust (under SEBI (Share based Employee Benefit) Regulations, 2014) |       | 0                    | 0                                       | 0                                 | 0  | 0                      | 0  | 0  | 0           | 0     | 0   | 0  | 0                          | 0       | 0  | 0       | 0   | 0                              |
|     | <b>Total Non-Promoter- Non Public Shareholding (C)=</b><br><b>(C)(1)+(C)(2)</b>      |       | 0                    | 0                                       | 0                                 | 0  | 0                      | 0  | 0  | 0           | 0     | 0   | 0  | 0                          | 0       | 0  | 0       | 0   | 0                              |

